




QUICKSILVER®
INFLATABLES



MAIN FEATURES




1 — ADJUSTABLE (SLIDING) BENCH



2 — INFLATING/DEFLATING VALVE
WITH DOUBLE SAFETY PRESSURE SYSTEM



3 — STRONG AND SECURED OARLOCKS



4 — LARGE RUBBING STRAKE




5 — LARGE ADJUSTABLE NYLON STRAP
FOR HOLDING FUEL TANK



6 — SLIDING DRAIN VALVE

VELCRO HOLDERS




7

LIFELINE



8



T*endy*. Light, Compact and Reliable. The most practical for beaching!

- ⊗ White PVC
- ⊗ Large black rubbing strake
- ⊗ Adjustable bench seat
- ⊗ Slatted Floor
- ⊗ Tow D-rings
- ⊗ External lifeline
- ⊗ Carrying bag
- ⊗ Hand-pump
- ⊗ Repair-kit (without glue)




TENDY	240
Length (m)	2.4
Weight (kg)	18.8
Max. persons	3
Max. hp	4



TENDY 240



Slatted Floor



AirDeck. *Luxury and Spacious tender for your boat!*

- ⊗ White PVC
- ⊗ Large blue and white rubbing strake
- ⊗ Adjustable bench seat
- ⊗ AirDeck inflatable floor
- ⊗ Inflatable keel for better performance
- ⊗ Keel protection
- ⊗ Tow D-rings
- ⊗ External lifeline
- ⊗ Large adjustable nylon strap for holding fuel tank
- ⊗ Multiple carrying handles
- ⊗ Carrying bag
- ⊗ Hand-pump
- ⊗ Repair-kit (without glue)



AIRDECK	250	300	320
Length (m)	2.49	3.00	3.20
Weight (kg)	28	37	42
Max. persons	3+1	4	5
Max. hp	5	15	20



White

AIRDECK

250 / 300 / 320



300 AIRDECK

Air Floor



Carrying handles



Sport. Powerful and Compact, they will take you on adventure!

- ⊗ Medium Grey PVC
- ⊗ Large black and white rubbing strake
- ⊗ Adjustable bench seat
- ⊗ Aluminium floor
- ⊗ Large adjustable nylon strap for holding fuel tank
- ⊗ Inflatable keel for better performance
- ⊗ Keel protection
- ⊗ Tow D-rings
- ⊗ External lifeline
- ⊗ Multiple carrying handles
- ⊗ Carrying bag
- ⊗ Hand-pump
- ⊗ Repair-kit (without glue)



SPORT	250	300	320
Length (m)	2.49	3.00	3.20
Weight (kg)	35	49	54
Max. persons	3+1	4	5
Max. hp	8	15	20



Medium Grey

SPORT

250 / 300 / 320

320 SPORT

Aluminium Floor




A **LU-RIB.** *Luxury and Spacious tender for your boat!*

- ⊗ White PVC and hull
- ⊗ Large black and white rubbing strake
- ⊗ Adjustable bench seat
- ⊗ Aluminium V-floor
- ⊗ Anti-skid pads floor
- ⊗ Keel protection
- ⊗ External lifeline
- ⊗ Tow D-rings
- ⊗ Multiple carrying handles
- ⊗ Hand-pump
- ⊗ Repair-kit (without glue)



ALU-RIB	270	290
Length (m)	2.70	2.90
Weight (kg)	38	41
Max. persons	3	4
Max. hp	10	15



White

ALU-RIB

270/290



V-Floor



A **LU-RIB.** *Comfortable and Stable in all weather conditions!*

- ⊗ White PVC and hull
- ⊗ Large black and light-grey rubbing strake
- ⊗ Adjustable bench seat
- ⊗ Aluminium Double Hull with flat-floor
- ⊗ Bow locker (possible to fit the fuel tank)
- ⊗ Anti-skid pads floor
- ⊗ Reinforced transom
- ⊗ Transom lifting eyes
- ⊗ Tow D-rings
- ⊗ External lifeline
- ⊗ Multiple carrying handles
- ⊗ Keel protection
- ⊗ Hand-pump
- ⊗ Repair-kit (without glue)



ALU-RIB	320
Length (m)	3.20
Weight (kg)	61.3
Max. persons	5
Max. hp	20



White

ALU-RIB 320



Flat-floor



Reinforced transom













SPECIFICATIONS

	MODELS	FLOOR	DESIGN CATEGORY	LENGTH (M)	BEAM (CM)	WEIGHT (KG)	PERSO CAPACI
TENDY	240 TENDY	Slatted floor	D	2.40	132	18.8	3
AIRDECK	250 AIRDECK	Air Floor	D	2.49	152	28	3+1
	300 AIRDECK	Air Floor	C	3.00	152	37	4
	320 AIRDECK	Air Floor	C	3.20	152	42	5
SPORT	250 SPORT	Aluminium	D	2.49	152	35	3+1
	300 SPORT	Aluminium	C	3.00	152	49	4
	320 SPORT	Aluminium	C	3.20	152	54	5
ALU-RIB	270 ALU-RIB	Aluminium V-floor	D	2.70	163	38	3
	290 ALU-RIB	Aluminium V-floor	D	2.90	163	41	4
	320 ALU-RIB	Aluminium Flat Floor	C	3.20	163	61.3	5

QUICKSILVER®

INFLATABLES

NS TY	MAX. CAPACITY LOAD (KG)	MAX. ENGINE WEIGHT (KG)	MAXI. POWER (HP)	TUBE DIAMETER (CM)	NUMBER OF AIR CHAMBERS	TRANSOM HEIGHT	COLOURS
	360	25	4	36	3	STD	
	400	35	5	42	3+Keel+Floor	STD	
	425	50	15	42	3+Keel+Floor	STD	
	475	60	20	42	3+Keel+Floor	STD	
	400	40	8	42	3+Keel	STD	
	425	50	15	42	3+Keel	STD	
	475	60	20	42	3+Keel	STD	
	370	45	10	42	3	STD	
	480	50	15	42	3	STD	
	570	60	20	42	3	STD	


ACCESSORIES



ELECTRICAL

Be seen and be safe with our Navigation Light Kit and protect your battery from water splashes.

FISHING
Enjoy your time on the water fishing with our selection of rod holders and accessories designed for inflatables.



FUEL

Attwood Fuel tanks are perfect for use with gasoline outboards and are easy to carry out for refuelling. For propane outboards, fibreglass cylinders are made for the marine environment and transparency allows LPG level to be seen.



PUMP

Safely remove unwanted water or other liquids from your boat with our hand bilge pump.

SAFETY

Reboard safely and comfortably with our wide range of ladders.



STORAGE

Store your belongings with our dry bags, your engine with our strong outboard motor carriers and transport your inflatable boat with lightweight launching wheels.

ENGINE

Give your outboard a performance boost and improve boat stability and handling.





DAVIT SYSTEMS

Weaver Davit Systems, motor mounts and accessories allow for easy attachment of inflatable boats to the transom of larger vessels. Just detach your dinghy and explore!

LIFEJACKET

Seachoice automatic lifejackets and traditional lifejackets have an ergonomic design and are lightweight.



MOORING

Attwood & Seachoice's folding anchors are ideal for inflatable boats and fold up easily for storage. Our Marine ropes offer high strength-to-weight and meet the needs of any boater.



QUICKSILVER[®]
INFLATABLES



QUICKSILVER[®]

I N F L A T A B L E S

© 2019 Mercury Marine Limited. All Rights Reserved.

Mercury Marine continuously explores means to improve the products it designs, manufactures and distributes. Every effort is made to produce sales and service literature which is current. Changes to specifications of engines, boats and accessories are ongoing.

This brochure should not be regarded as a precise guide to the latest specifications. This brochure is also not an offer for sales of any particular engine, boat or accessory. Distributors and dealers are not agents of Mercury Marine Limited or one of its affiliates and they have no authority to bind Mercury Marine Limited by any express undertaking or representation, including but not limited to representations of product, sales, applications or service nature.

Not all products are available in all areas and some are available only in limited quantities. Some products shown in this catalogue are equipped with optional accessories. Please see your local dealer.